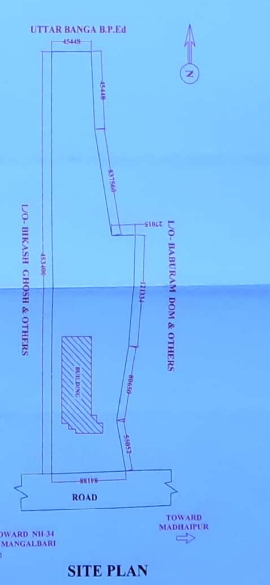
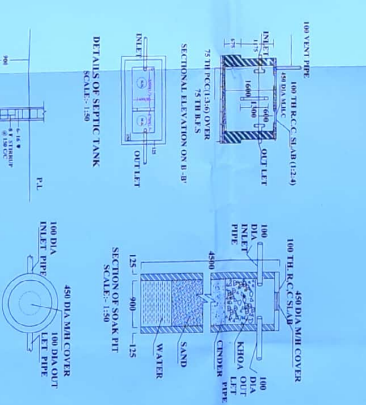
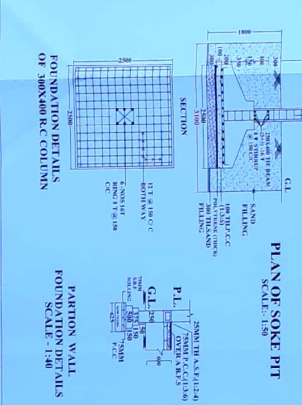
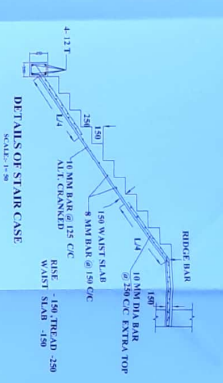


SCHEDULE OF DOOR & WINDOW

ID	SIZE
D1	1050 X 2100
D2	900 X 2100
W	1500 X 1250
V	900 X 600
R	300 DIA



RI & BY - NIGHTINGALE SOCIO DEVELOPMENT & WELFARE MEDIA

BUILT UP AREA OF GROUND FLOOR - 1168.00 SQM = 12572.65 SQFT
 BUILT UP AREA OF 1ST FLOOR - 1168.00 SQM = 12572.65 SQFT
 BUILT UP AREA OF SECOND FLOOR - 1168.00 SQM = 12572.65 SQFT
 TOTAL BUILT UP AREA - 3504.00 SQM = 37718.95 SQFT

SCALE: 1:100

DESIGNER: [Signature]

CHECKED BY: [Signature]

APPROVED BY: [Signature]

EXTENSIONAL PLAN FOR CONSTRUCTION OF COMPOSITE INSTITUTION (B.E.T. ADEEED COURSE) OF 'SIDRA B. ED. COLLEGE' KHE. P.S. MALDA IN SANAYAT GURAMANCHAYATA UNDER OLD MALDA DEV. BLOCK, IN THE DIST. MALDA WEST BENGAL, PIN NO. 731242. TOTAL AREA OF LAND - 80.00 DDM. = 3241.00 SQM.

1. ALL DIMENSIONS ARE IN METRE UNLESS OTHERWISE MENTIONED.
 2. INTERNAL WALL IS 210 (1.40) TO 225 (1.40) EXTERNAL WALL IS 225 (1.40) TO 240 (1.40).
 3. REINFORCEMENT IS TO BE PROVIDED AS PER THE REQUIREMENT OF FOUNDATION.
 4. THE CONCRETE SHOULD BE GRADE 15 (M20) UNLESS OTHERWISE MENTIONED.
 5. THE ROOF IS TO BE GRADE 15 (M20) UNLESS OTHERWISE MENTIONED.
 6. THE WALL IS TO BE GRADE 15 (M20) UNLESS OTHERWISE MENTIONED.
 7. THE FLOOR IS TO BE GRADE 15 (M20) UNLESS OTHERWISE MENTIONED.
 8. THE CEILING IS TO BE GRADE 15 (M20) UNLESS OTHERWISE MENTIONED.
 9. THE DESIGN IS SUBJECT TO THE APPROVAL OF THE LOCAL AUTHORITY.
 10. THIS IS NOT A CONTRACT DOCUMENT. IT IS ONLY A REFERENCE DOCUMENT.